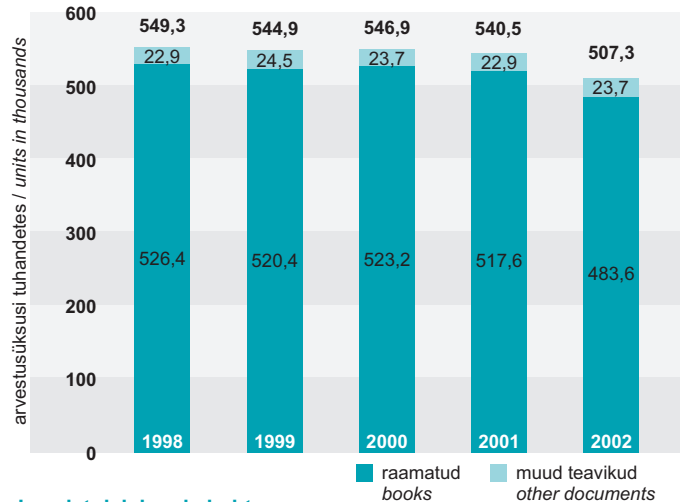


Juurdetulek:
Annual additions:



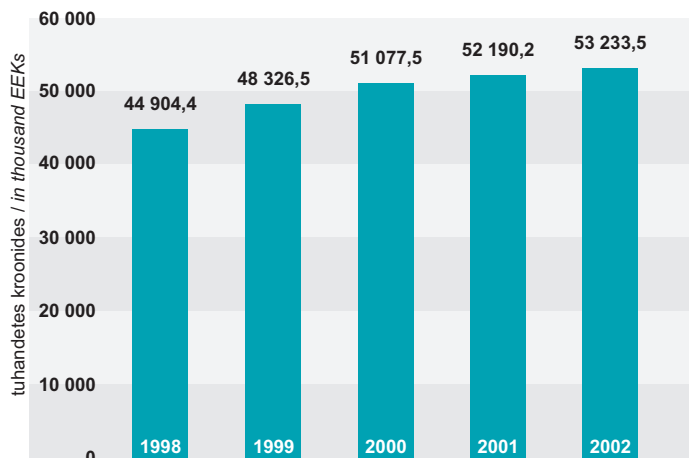
Juurdetulek lugeja kohta:
Additions per user:



Kulud kokku elaniku kohta (kroonides):
Total expenditure per capita (in EEKs):



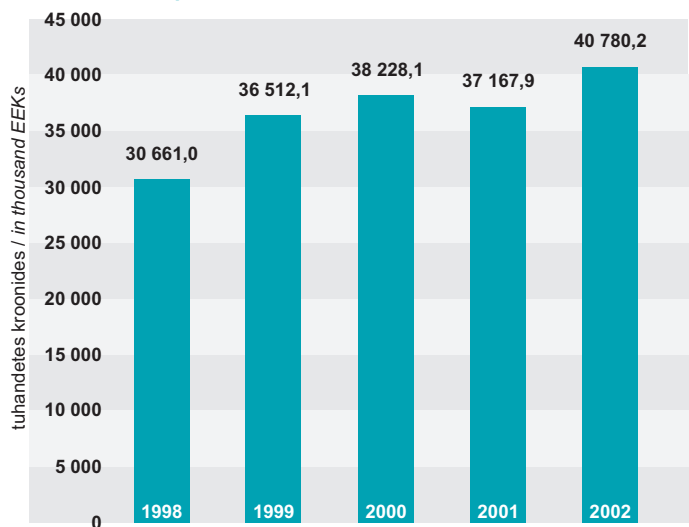
Komplekteerimiskulud:
Expenditure on acquisitions:



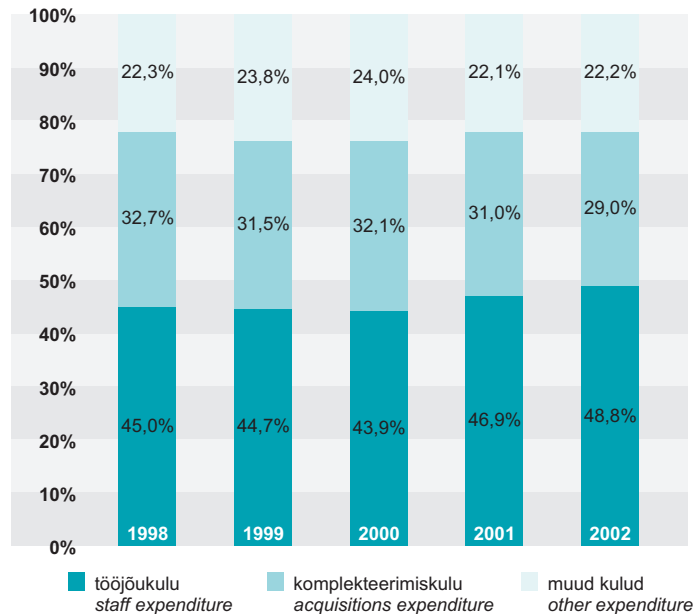
Omavalitsuste osa komplekteerimiskuludes:
Share of municipal budgets in acquisitions expenditure:



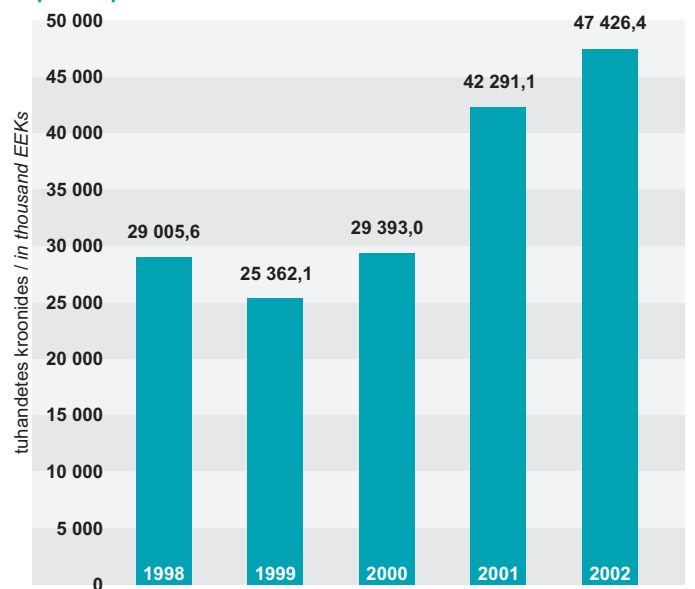
Muud jooksvad kulud:
Other current expenditure:



Jooksvate kulude jaotus:
Distribution of current expenditure:


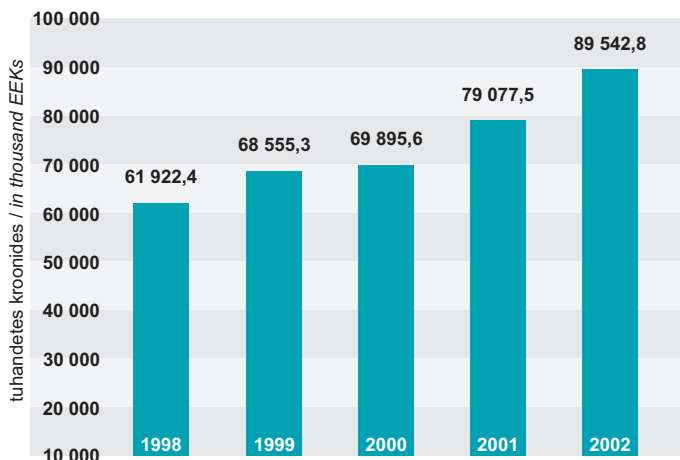


Investeeringud:
Capital expenditure:



Kulud Expenditure in 1998 – 2002

Töajookulud (koos sotsiaal- ja ravikindlustusmaksuga):
Staff expenditure (incl. social payment 33%):



EESTI RAHVA- RAAMATUKOGUD

ESTONIAN PUBLIC LIBRARY STATISTICS IN

1998–2002

Rahvaraamatukogude võrk

Network of public libraries in Estonia in

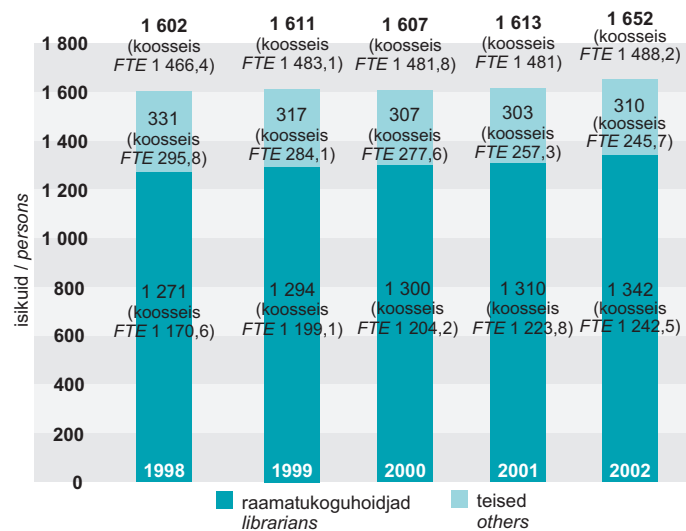
1998 – 2002

	1998	1999	2000	2001	2002
Keskraamatukogud Central libraries	20	20	20	20	20
Linnaraamatukogud City libraries	68	67	67	67	67
Lasteraamatukogud Children's libraries	9	8	6	6	5
Vallaraamatukogud Rural commune libraries	20	20	20	23	23
Külararaamatukogud Village libraries	462	463	457	447	445
Muud raamatukogud Other libraries	20	19	15	15	16
Rahvaraamatukogud kokku Public libraries in total	599	597	585	578	576

Rahvaraamatukogude töötajad

Public library staff in

1998 – 2002

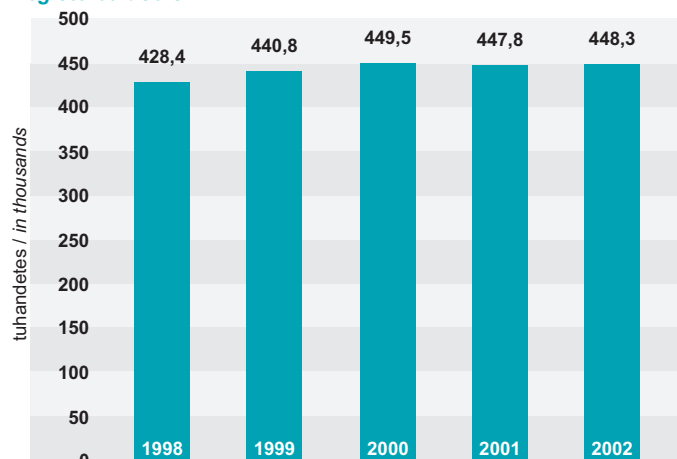


Rahvaraamatukogude kasutamine

Public library use in

1998 – 2002

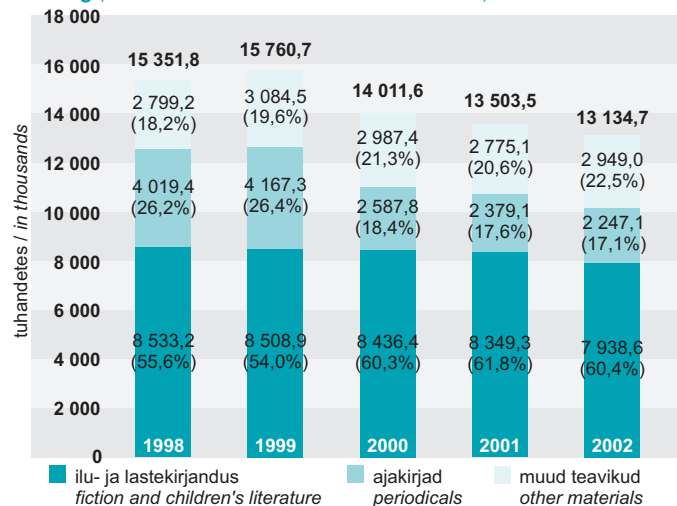
Registreeritud lugejaid:
Registered users:



Registreeritud lugejaid elaniku kohta:
Share of registered users per capita:

Year	Share of registered users per capita
1998	28,7%
1999	30,5%
2000	31,2%
2001	32,8%
2002	32,9%

Laenutusi (alates 2000. aastast ei arvestata laenutusena kohalkasutust):
Lending (since 2000 in-house use has not been included):



Laenamissagedus:
Lending issues per user:

Year	Lending issues per user
1998	35,8
1999	35,8
2000	31,2
2001	30,2
2002	29,3

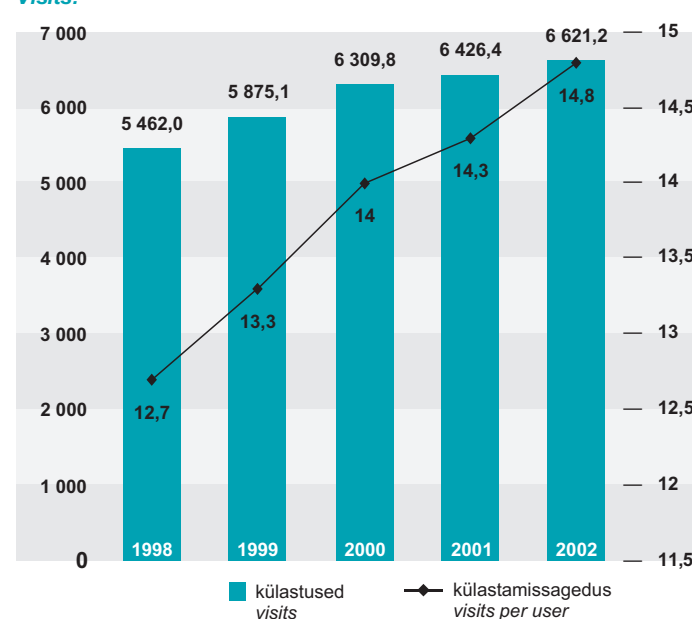
Laenutusi elaniku kohta:
Lending issues per capita:

Year	Lending issues per capita
1998	10,3
1999	10,6
2000	9,7
2001	9,9
2002	9,6

Raamatukogudevaheline laenusus:
Inter-library lending:

	1998	1999	2000	2001	2002
saadud tellimusi requests received	8044	8381	8808	10 305	11 465
neist täidetud requests supplied	7738	8076	8476	9923	11 012
täidetud tellimuste protsent percent of requests supplied	96,2	96,4	96,2	96,3	96,0
tellitud teistelt ordered from others	8782	9930	10 659	12 179	13 575
neist saadud documents received	8314	9517	10 166	11 539	12 970
saadud dokumentide protsent percent of requests received	94,7	95,8	95,4	94,7	95,5

Külastusi:
Visits:



Külastusi elaniku kohta:
Visits per capita:

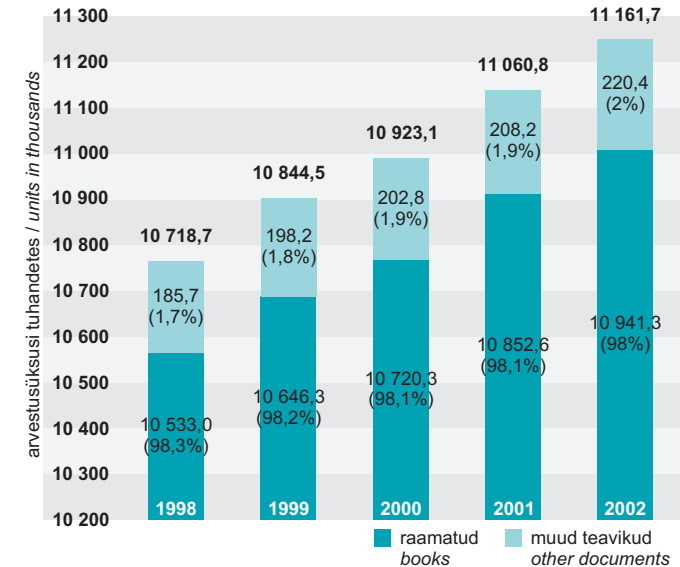
Year	Visits per capita
1998	3,7
1999	4,1
2000	4,4
2001	4,7
2002	4,9

Kogud ja komplekteerimine

Collections and acquisitions in

1998 – 2002

Kogud:
Collections:



Teavikuid lugeja kohta:
Units in collections per user:

Year	Units in collections per user
1998	25,0
1999	24,6
2000	24,3
2001	24,7
2002	24,9

Teavikuid elaniku kohta:
Units in collections per capita:

Year	Units in collections per capita
1998	7,4
1999	7,5
2000	7,6
2001	8,1
2002	8,2

Arvutitöökohti:
Workstations:

	1999	2000	2001	2002
Kokku / in total	535	892	1239	1621
lugeja kasutuses / for users	146	362	631	838
Interneti ühendatud / with Internet connection	339	719	1104	1497

© Eesti Rahvusraamatukogu 2003
National Library of Estonia 2003

Koostanud/Compiled by
Mall Saul, Margit Jögi

Kujundanud/Layout by
Kadri Possul

Andmed kogus ja töötles Eesti Rahvusraamatukogu
raamatukogunduse osakond.

The data was gathered and processed by the Department of Library
Science and Development of the National Library of Estonia.

Tõnismägi 2, 15189 Tallinn E-mail: margitj@nlb.ee