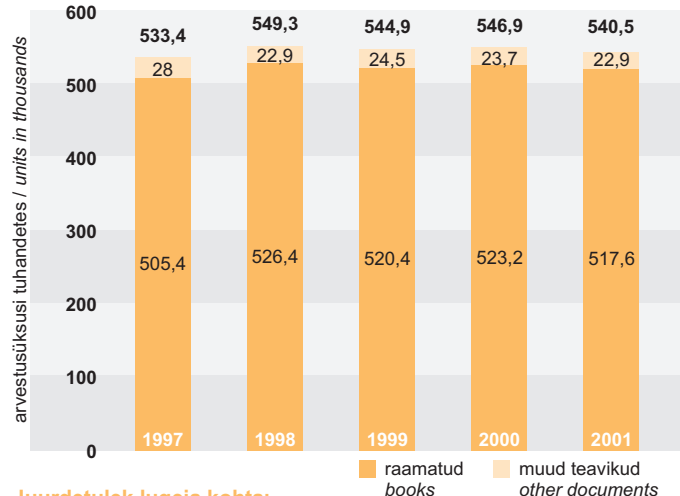


Komplekteerimine:
Acquisitions:



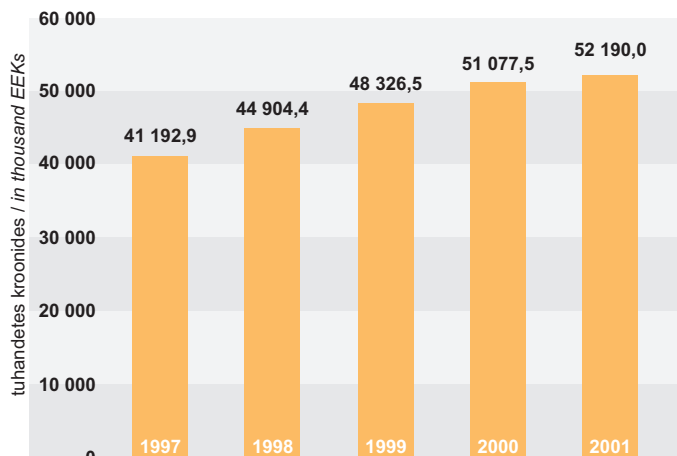
Juurdetulek lugeja kohta:
Additions per user:

Year	1997	1998	1999	2000	2001
Value	1,3	1,3	1,2	1,2	1,2

Kulud kokku elaniku kohta (kroonides):
Total expenditure per capita (in EEKs):

Year	1997	1998	1999	2000	2001
Value	92,3	114,5	123,7	131,0	154,0

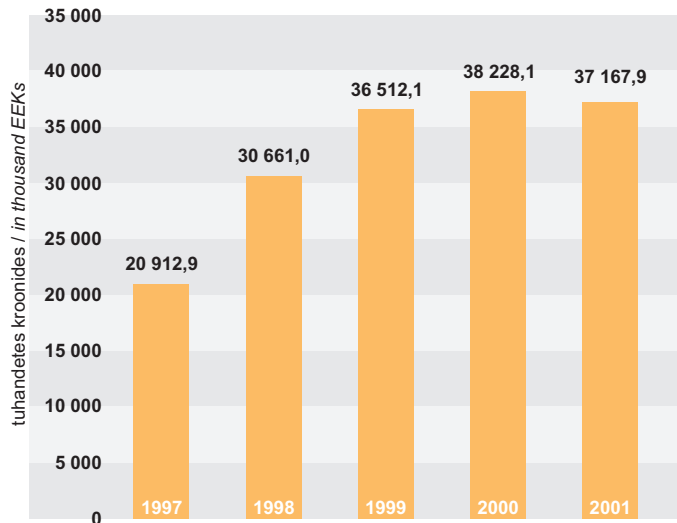
Komplekteerimiskulud:
Expenditure on acquisitions:



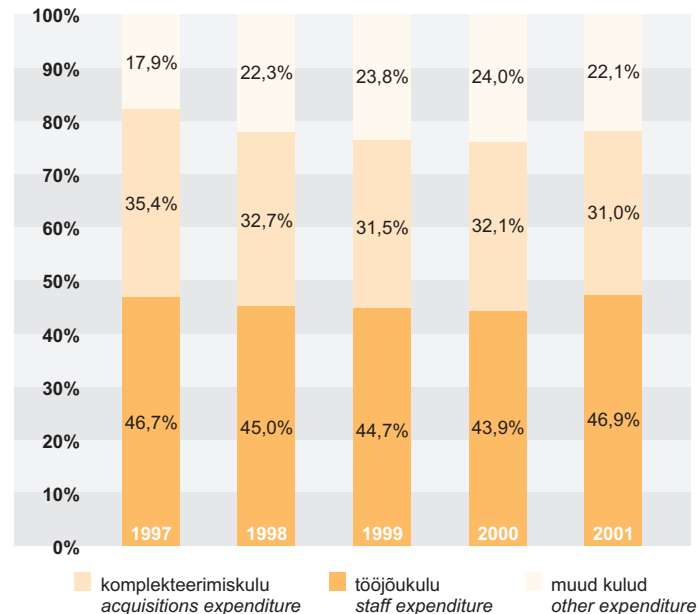
Omavalitsuste osa komplekteerimiskuludes:
Share of municipal budgets in acquisitions expenditure:

Year	1997	1998	1999	2000	2001
Value	40,5%	44,3%	47,1%	47,6%	49,7%

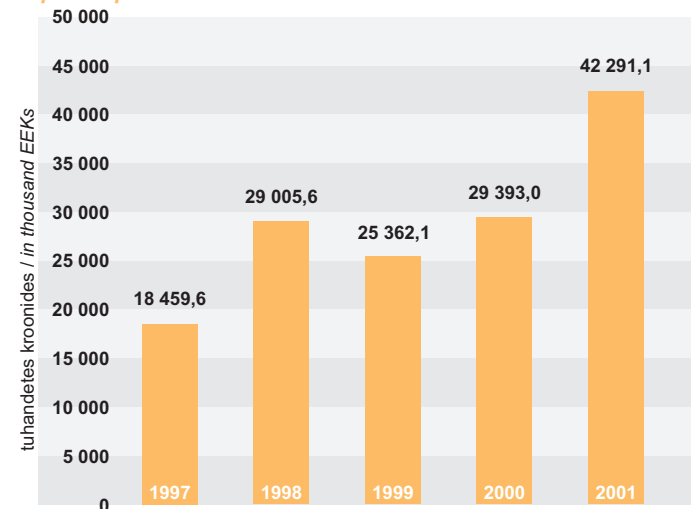
Muud jooksvad kulud:
Other current expenditure:



Jooksvate kulude jaotus:
Distribution of current expenditure:



Investeeringud:
Capital expenditure:

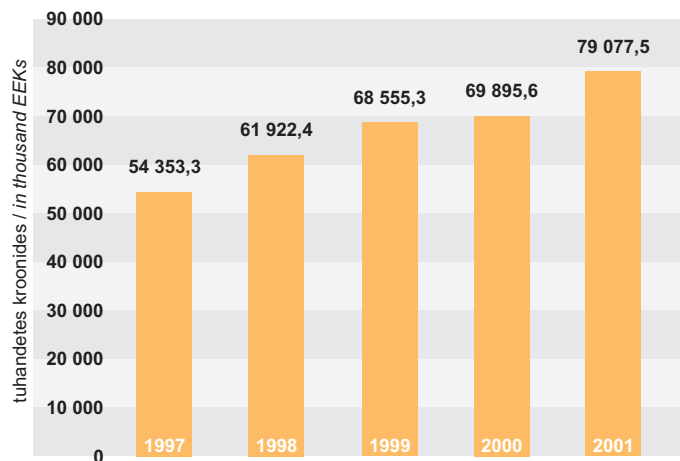


1997
1998
1999
2000
2001

Kulud
Expenditure in

1997 – 2001

Tööjõukulud (koos sotsiaal- ja ravikindlustusmaksuga):
Staff expenditure (incl. social payment 33%):



**EESTI RAHVA-
RAAMATUKOGUD**

**ESTONIAN PUBLIC
LIBRARY STATISTICS IN**

1997–2001

Rahvaraamatukogude võrk

Network of public libraries in Estonia in

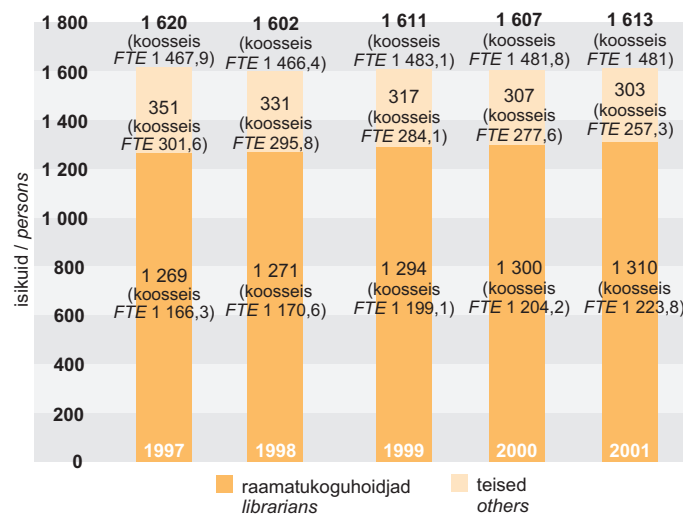
1997 – 2001

	1997	1998	1999	2000	2001
Keskraamatukogud Central libraries	20	20	20	20	20
Linnaraamatukogud City libraries	67	68	67	67	67
Lasteraamatukogud Children's libraries	10	9	8	6	6
Vallaraamatukogud Rural commune libraries	18	20	20	20	23
Külaraamatukogud Village libraries	465	462	463	457	447
Muud raamatukogud Other libraries	22	20	19	15	15
Rahvaraamatukogud kokku Public libraries in total	602	599	597	585	578

Rahvaraamatukogude töötajad

Public library staff in

1997 – 2001

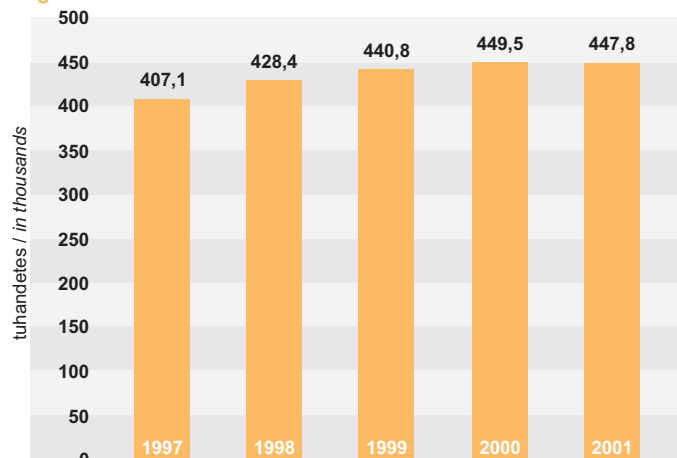


Rahvaraamatukogude kasutamine

Public library use in

1997 – 2001

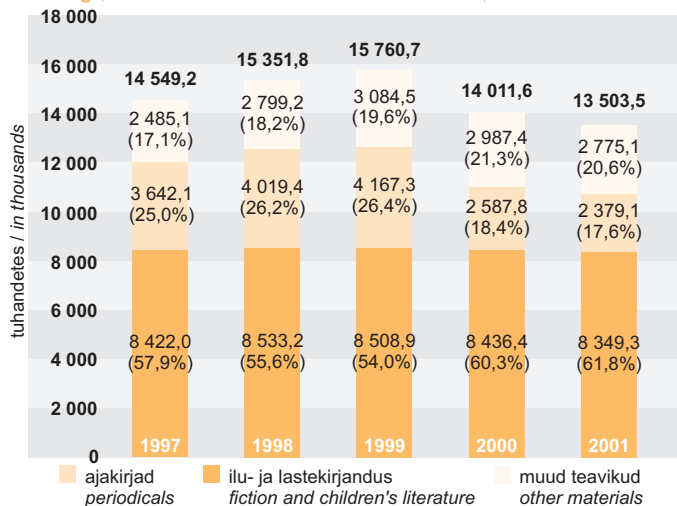
Registreeritud lugejaid:
Registered users:



Registreeritud lugejaid elaniku kohta:
Share of registered users per capita:

Year	1997	1998	1999	2000	2001
Share (%)	27,3%	28,7%	30,5%	31,2%	32,8%

Laenutus (alates 2000. aastast ei arvestata laenutusena kohalkasutust):
Lending (since 2000 in-house use has not been included):



Laenamissagedus:
Lending issues per user:

Year	1997	1998	1999	2000	2001
Issues per user	35,7	35,8	35,8	31,2	30,2

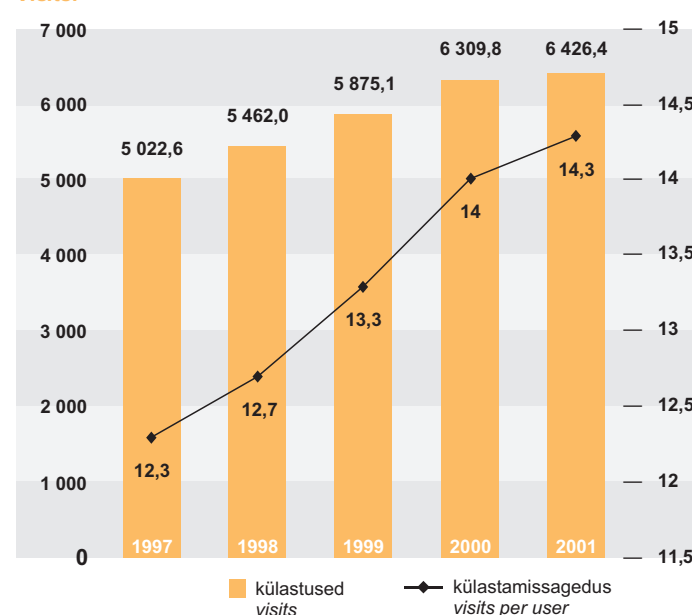
Laenutusi elaniku kohta:
Lending issues per capita:

Year	1997	1998	1999	2000	2001
Issues per capita	9,8	10,3	10,6	9,7	9,9

Raamatukogudevaheline laenutus:
Inter-library lending:

	1997	1998	1999	2000	2001
saadud tellimusi requests received	5470	8044	8381	8808	10 305
neist täidetud requests supplied	5302	7738	8076	8476	9923
täidetud tellimuste protsent percent of requests supplied	96,9	96,2	96,4	96,2	96,3
tellitud teistelt ordered from others	7484	8782	9930	10 659	12 179
neist saadud documents received	7209	8314	9517	10 166	11 539
saadud dokumentide protsent percent of requests received	96,3	94,7	95,8	95,4	94,7

Külastusi:
Visits:



Külastusi elaniku kohta:
Visits per capita:

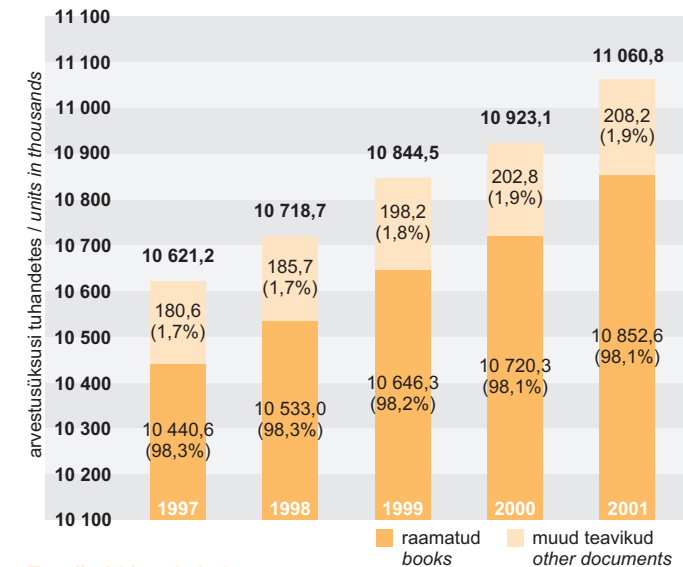
Year	1997	1998	1999	2000	2001
Visits per capita	3,4	3,7	4,1	4,4	4,7

Kogud ja komplekteerimine

Collections and acquisitions in

1997 – 2001

Kogud:
Collections:



Teavikuid lugeja kohta:
Units in collections per user:

Year	1997	1998	1999	2000	2001
Units per user	26,1	25,0	24,6	24,3	24,7

Teavikuid elaniku kohta:
Units in collections per capita:

Year	1997	1998	1999	2000	2001
Units per capita	7,3	7,4	7,5	7,6	8,1

Arvutitöökohti:
Workstations:

	1999	2000	2001
Kokku / in total	535	892	1239
lugeja kasutusel / for users	146	362	631
Interneti ühendatud / with Internet connection	339	719	1104

© Eesti Rahvusraamatukogu 2002
National Library of Estonia 2002

Koostanud/Compiled by
Mall Saul, Margit Jõgi

Kujundanud/Layout by
Kadri Possul

Andmed kogus ja töötles Eesti Rahvusraamatukogu raamatukogunduse osakond.
The data was gathered and processed by the Department of Library Science and Development of the National Library of Estonia.

Tõnismägi 2, 15189 Tallinn

E-mail:margitj@nlb.ee