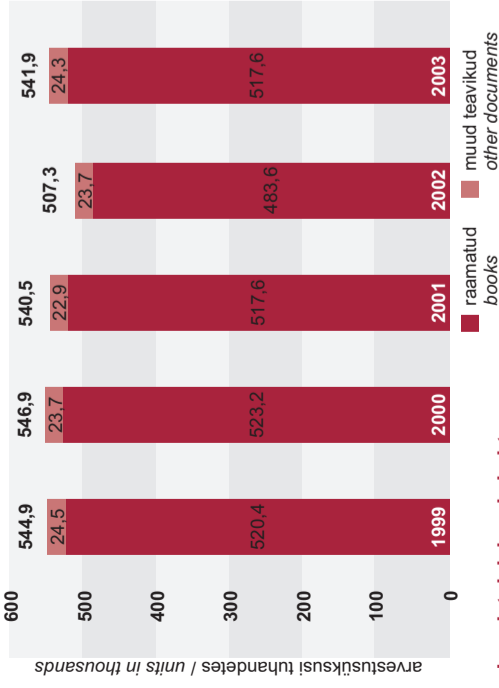


Juurdetulek: Annual additions:



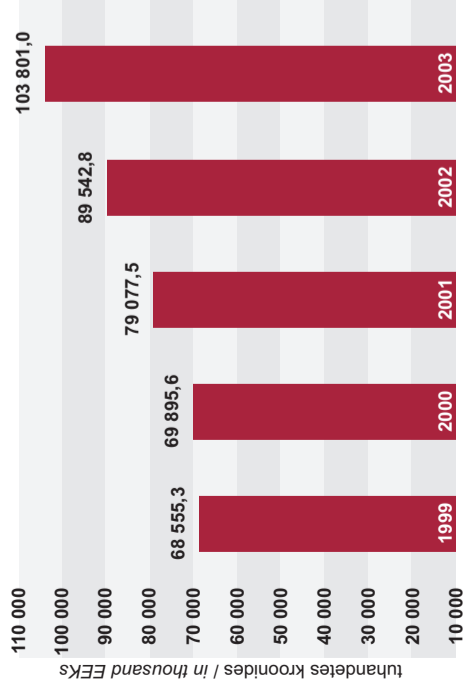
Juurdetulek lugeja kohta: Additions per user:



Kulud Expenditure in

1999 – 2003

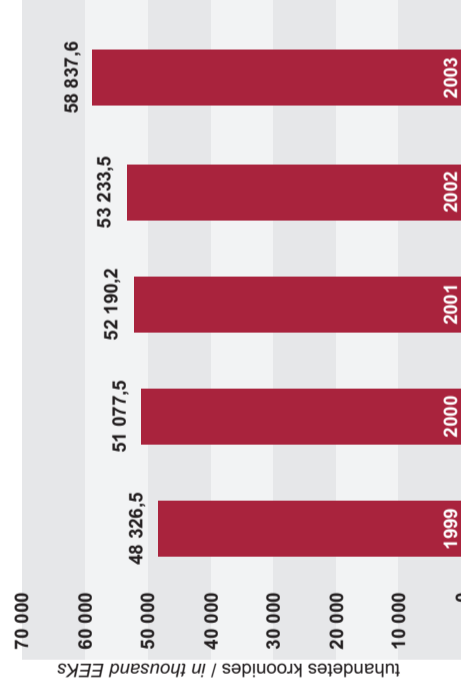
Tööjõukulud (koos sotsiaala- ja ravikindlustusmaksuga): Staff expenditure (incl. social payment 33%):



Kulud kokku elaniku kohta (kroonides): Total expenditure per capita (in EEKs):



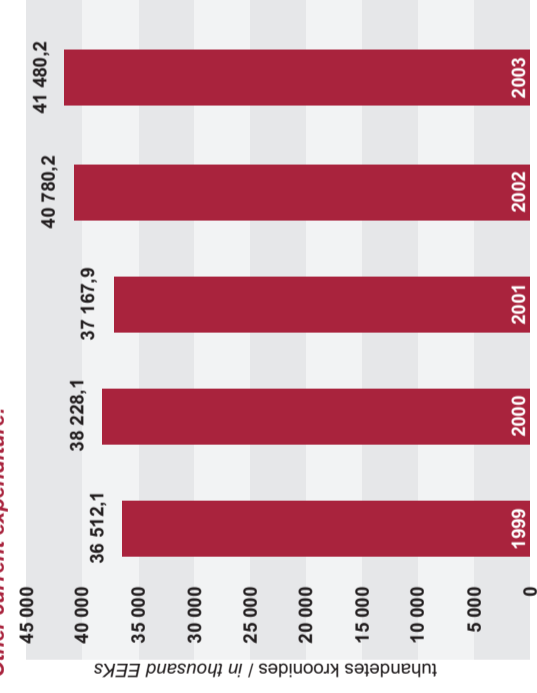
Komplekteerimiskulud: Expenditure on acquisitions:



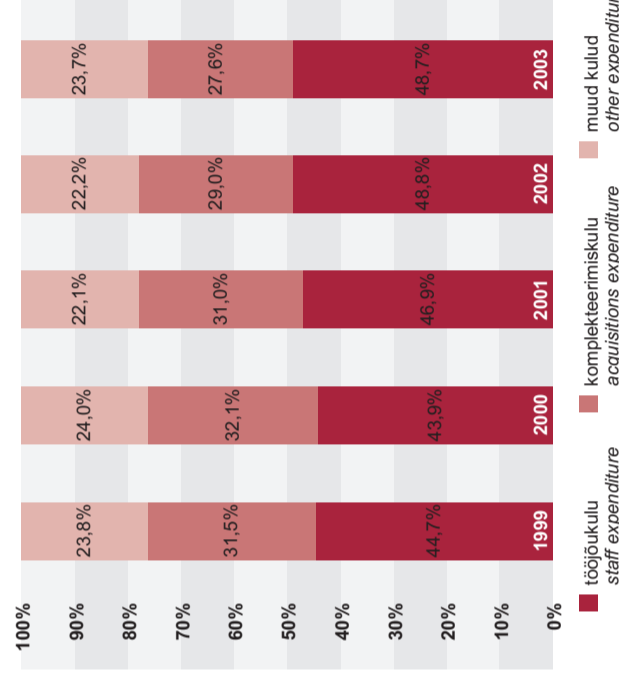
Omavalitsuste osa komplekteerimiskuludes: Share of municipal budgets in acquisitions expenditure:



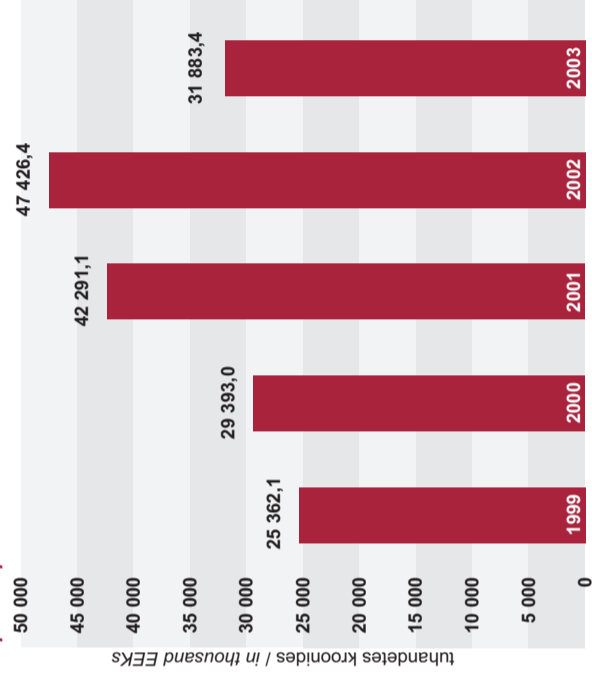
Muud jooksvad kulud: Other current expenditure:



Jooksvate kulude jaotus: Distribution of current expenditure:



Investeeringud: Capital expenditure:



1999
2000
2001
2002
2003

EESTI RAHVA - RAAMATUKOGUD

ESTONIAN PUBLIC LIBRARY STATISTICS IN

1999-2003

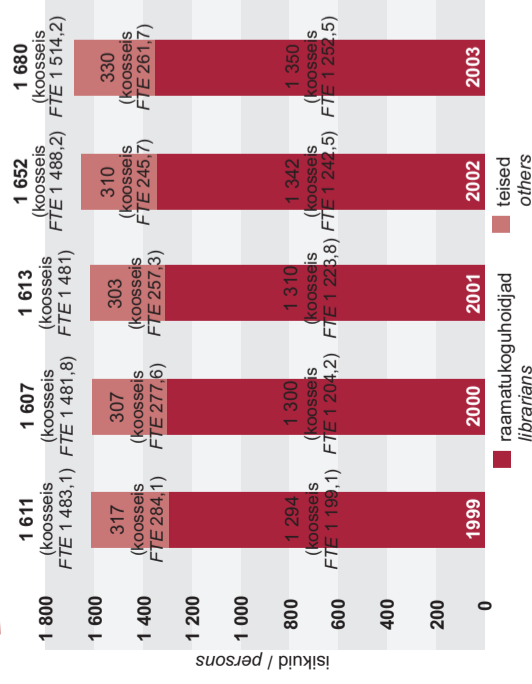
Rahvaraamatukogude võrk Network of public libraries in Estonia in

1999 – 2003

	1999	2000	2001	2002	2003
Keskraamatukogud Central libraries	20	20	20	20	20
Linnaraamatukogud City libraries	67	67	67	67	66
Lasteraamatukogud Children's libraries	8	6	6	5	3
Vallaraamatukogud Rural commune libraries	20	20	23	23	24
Külaraamatukogud Village libraries	463	457	447	445	444
Muud raamatukogud Other libraries	19	15	15	16	16
Rahvaraamatukogud kokku Public libraries in total	597	585	578	576	573

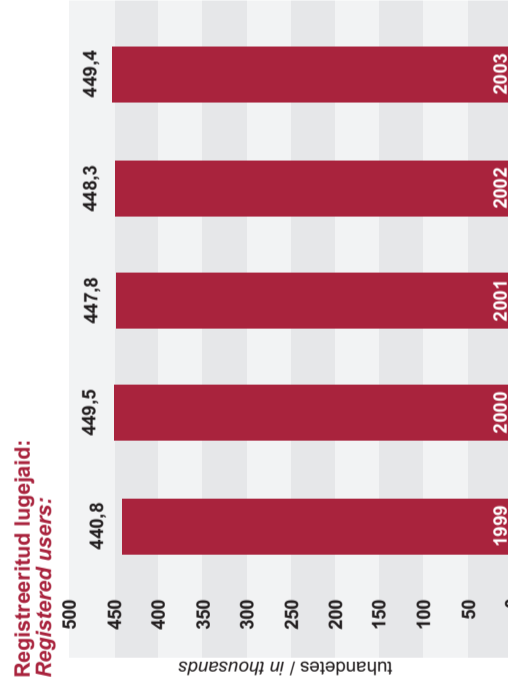
Rahvaraamatukogude töötajad Public library staff in

1999 – 2003



Rahvaraamatukogude kasutamine Public library use in

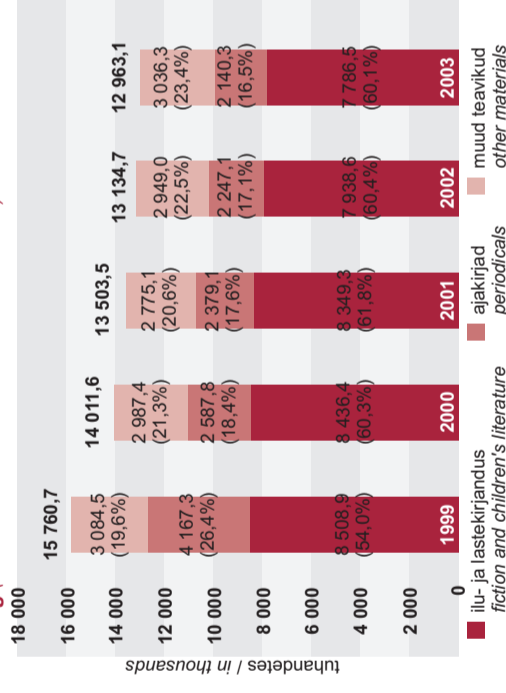
1999 – 2003



Registreeritud lugejaid Share of registered users per capita:

1999 30,5%
2000 31,2%
2001 32,8%
2002 32,9%
2003 33,1%

Laenutusi (alates 2000. aastast ei arvestata laenutusena kohalikes kasutust): Lending (since 2000 in-house use has not been included):



Laenamissagedus: Lending issues per user:

1999 35,8
2000 31,2
2001 30,2
2002 29,3
2003 28,8

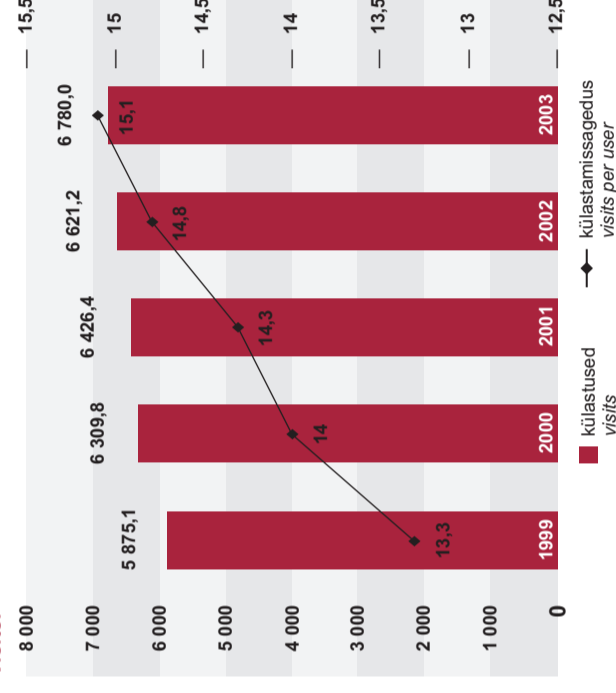
Laenutusi elaniku kohta: Lending issues per capita:

1999 10,6
2000 9,7
2001 9,9
2002 9,6
2003 9,6

Raamatukogudevaheline laenutus: Inter-library lending:

	1999	2000	2001	2002	2003
saadud tellimusi requests received	8381	8808	10 305	11 465	12 303
neist täidetud requests supplied	8076	8476	9923	11 012	11 840
täidetud tellimuste protsent percent of requests supplied	96,4	96,2	96,3	96,0	96,2
tellitud teistelt ordered from others	9930	10 659	12 179	13 575	14 978
neist saadud documents received	9517	10 166	11 539	12 970	14 395
saadud dokumentide protsent percent of requests received	95,8	95,4	94,7	95,5	96,1

Külastusi: Visits:

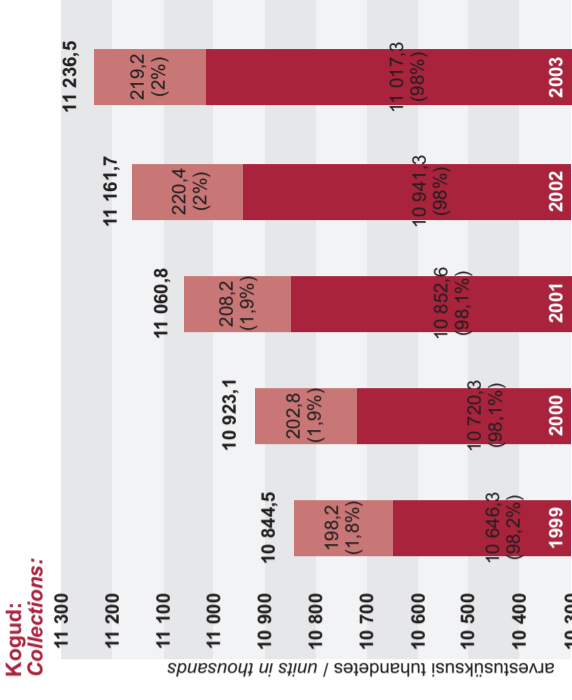


Külastusi elaniku kohta: Visits per capita:

1999 4,1
2000 4,4
2001 4,7
2002 4,9
2003 5,0

Kogud ja komplekteerimine Collections and acquisitions in

1999 – 2003



Teavikuid lugeja kohta: Units in collections per user:

1999 24,6
2000 24,3
2001 24,7
2002 24,9
2003 25,0

Teavikuid elaniku kohta: Units in collections per capita:

1999 7,5
2000 7,6
2001 8,1
2002 8,2
2003 8,3

Arvutiitöökohti: Workstations:

Kokku / in total
lugeja kasutuses / for users
Interneti ühendatud
/ with Internet connection

Year	Total	For users
1999	535	146
2000	892	362
2001	1239	631
2002	1621	838
2003	1991	1086

© Eesti Rahvusraamatukogu 2004
National Library of Estonia 2004

Koostanud/Compiled by
Mall Saul, Margit Jõgi
Kujundanud/Layout by
Kadri Possul

Andmed kogus ja töötles Eesti Rahvusraamatukogu
raamatukogunduse osakond.

The data was gathered and processed by the Department of Library
Science and Development of the National Library of Estonia.

Tõnismägi 2, 15189 Tallinn E-mail: margitj@nlb.ee